

Heavy Equipment relays & switches

current applications

- Skid Loaders
- Commercial & Residential Front Loaders
- Concrete Equipment
- Off-Road Vehicles
- Well Digging Equipment
- Boom Lifts



PC775 Series

Featuring 75 amp at 14VDC continuous carry, the PC775 screw terminal automotive relay has a max switching current of 150 amps. H Class insulation with copper stud construction for efficient heat dissipation are hallmarks of this rugged relay. Choose from 12VDC or 24VDC with options of resistor, diode or double diode. Coil power is 2.9W.




PC776 Series

Featuring 130 amp at 14VDC continuous carry, the PC776 screw clamp automotive relay has a max switching current of 300 amps. With Form 1X bifurcated contacts, this heavy duty relay gives the design engineer the choice of 12VDC or 24VDC with an IP54 rated dust cover or IP67 sealed enclosure option. Snubber components include a resistor or diode. Coil power is 3.9W with 12VDC or 4.1W with 24VDC. This rugged relay weights 220 grams and comes standard with F Class insulation.



A2H Series

Low temperature rise at full load is a hallmark of the A2H Series. With large switching capacity up to 50A and a choice of PC pin or quick connect mounting, this ruggedly constructed relay offers 1A or 1C contact arrangement with coil voltage option of 12VDC or 24VDC. Coil power is 1.6W. The A2H Series dimensions are 26.0 x 26.0 x 22.7mm, with two styles of mounting flanges.




A17 Series

With switching capacity up to 30A, the A17 Series automotive relay is light weight and small in size. Suitable for automotive and lamp accessories, the A17 offers contact arrangement of 1A with coil voltage options of 12VDC or 24VDC and coil power of .96W. PC pin mounted, the A17 Series is 16.5 x 15.5 x 24.3mm in size.



A6 Series

The A6 Series automotive relay is small in size and light weight. Offering low coil power consumption, switching current is up to 30A with contact arrangement choices of 1A or 1C. Coil voltage options are 12VDC or 24VDC with coil power of 0.9W or 1.3W. With PC pin mounting, the A6 Series is 22.5 x 15.0 x 25.2mm. Contact factory directly for information on our shrouded version.



Relay Sockets

CIT Relay & Switch offers relay sockets for a large number of automotive and UL approved relays. For use in both PC Pin and Panel Mount & Wire assembly. Din Rail Mountable and Finger Safe DIN Rail Mountable are also available.



Anti-Vandal Switches

With sealing degree of IP67, CIT Relay & Switch Vandal-Resistant Switches are available in a variety of sizes from 12mm FH & GH Series up to the 40mm DH Series. Also available with UL approval in our AHU and DH22U Series, our IP65 switches offer both ring and dot illumination and non-illuminated options. Choose the EH Series anti-vandal switch for a rounded convex actuator or the AH, BH, CH or DH Series for a flat actuator. Choices of body and actuator color include stainless steel, nickel and anodized aluminum in black, red, yellow, green or blue, with LED bi-color options.



CIT Relay & Switch validation test lab


CIT Relay & Switch has a sophisticated test lab for failure analysis and material testing, helping our customers solve their toughest problems. Our aim is to establish long-lasting relationships with our customers by providing comprehensive technical expertise using our state-of-the-art test lab. Providing accurate and concise solutions, we give our customers the best explanation about how their components perform.

CIT's primary focus is on engineering design, IQC, extensive validation testing, correlated customer relay life test featuring Wieble curve documentation at the CIT Technology Laboratory, bonded stock inventory, UL, cUL, TUV certification, raw material control, IPC continuity control and review.

The CIT IQC Test Lab, in coordination with the CIT Technology Lab, ensures documented reliability. In-coming products are tested including x-ray plating validation of contact material, continuity resistance, dielectric strength, solderability and other parameters. CIT maintains warehousing in Hong Kong and Minnesota to meet customer on-time delivery and freight cost requirements. Bonded stock, consignment, and other specialty logistical support programs have been developed to insure maximum customer satisfaction.

CIT Technical Engineering support is readily available. Application support is moments away. Technical expertise on plastics, metallurgy, contact material recommendation, in-rush protection, molding, process issues, sealing issues, vibration, temperature withstanding, gram force, silicone phenomena, dry circuit application issues, epoxy to contact adherence and many more questions can be asked and answered by email or phone. We're here to help!

Contact a CIT Application Engineer to validate product suitability for your application with real-time live testing backed with data.



CIT Relay & Switch manufactures a broad array of RoHS compliant electromechanical automotive, telecom, security, industrial and HVAC relays and switches.

Thank you for giving CIT Relay & Switch the opportunity to demonstrate why so many are joining our growing list of satisfied customers — customers who have come to rely on the service and quality provided by CIT Relay & Switch.



14680 James Road, Rogers, MN 55374 USA
763.535.2339 • sales@citrelay.com

Authorized Distributor



888.473.5297 • www.masterelectronics.com